



## Easy Worker 2055

### General

Yard number	EW 2055
Basic functions	Workboat – Inland waters
Classification	Register Holland
Painting	Yes, company colors

### Propulsion system

Main engines	Volvo Penta D 8 MH
Total power	199 HP / 2200 rpm
Gearboxes	Twin Disc
Propellers	750 mm
Nozzles	Option
Steering gear	Hand - Hydrolic

### Dimensions

Length o.a.	19.95 meter
Beam o.a.	5.50 meter
Dept at sides	1.60 meter
Draught AFT	1.20 meter

### Auxiliary equipment

Generator set	JCB 65 kva
Hydraulic system	HPU 37 kw
Alarm system	Yes
Bilge pump/GS pump	Yes
Freshwater system	Option
Spuds	Two pieces. 9 meter

### Tank Capacities

Fuel oil	2600 liter
Fresh water	Option
Lubrication oil	Option
Dirty oil	Option
Bilge water sewage	Option
Fresh water ballast front	10.000 liter

### Deck layout

Anchor	200 kilo
Deck crane	Fassi F 245
Towing hook	No
Bow roller	No
Anchor handling winch	No

### Performances


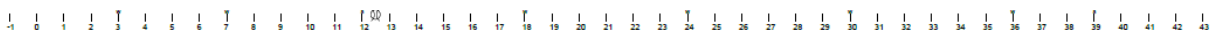

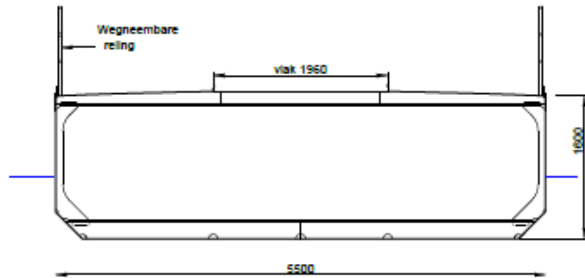
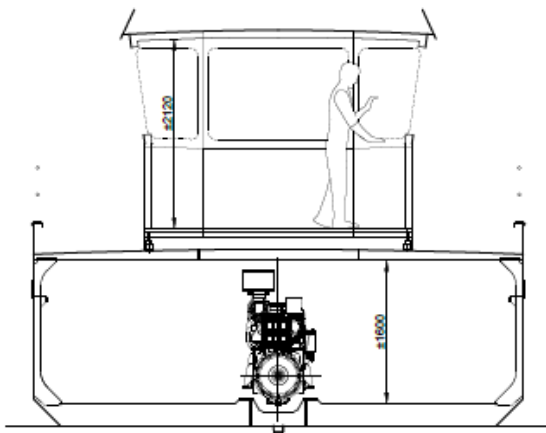
Bollard pull ahead	2.85 ton
Speed	8 knots

### Accommodation

Wheelhouse and seats for 2 persons.
-------------------------------------

## Nautical and communication equipment

Searchlight	Yes
Radar system	Option
Compass	Option
GPS	Yes
Echo sounder	Yes
VHF	Two pieces
Hand held VHF	Yes
Autopilot	Option
Intercom	Option
NAVTEX	No
EPRIB	No
SART	No
AIS	Yes



Groeneveldt Marine Construction BV

Noordeinde 121 - 123

3341 LW Hendrik Ido Ambacht

T 078-7440105

Einfo@groeneveldtmarineconstruction.nl

www.groeneveldtmarineconstruction.nl